



CATÁLOGO

Moveleiro

2025



ROZAC



Quem Somos

Fundada em 2006, a Rozac é uma importadora têxtil comprometida em trazer produtos de qualidade para o mercado nacional.

Nossa especialidade é oferecer uma diversidade de tecidos para móveis, decoração, fibras, vestuário e produtos para cama, mesa e banho.

Somos uma empresa dedicada a fornecer excelência e valor aos nossos clientes, sempre buscando superar expectativas.

Orgulhosamente certificadas pela ABVTEX (Associação Brasileira do Varejo Têxtil), estamos aqui para enriquecer sua vida e inspirar confiança em cada compra.

Junte-se a nós para uma experiência de qualidade e estilo.





As imagens dos tecidos são meramente ilustrativas.
A cor pode variar conforme as configurações do monitor.
Recomendamos consultar amostras físicas para maior precisão.

COLEÇÃO

Carmel.

Tecido de alta performance

COLEÇÃO Carmel.

Tecido de alta performance



Antimicrobiano



Pet friendly



Resistente ao rasgo

ISO 13937-3



Anti Pilling

ISO 12945-2 5000 REVOLUTIONS



Proteção UV

AS/NZS4399



Secagem Rápida



Costura Antiderrapante

ISO 13936 2:2004



Resistente ao atrito

ISO 1947-2



Solidez da cor à lavagem

ISO 105 C06:2010



Durabilidade



Repelente à água

ISO 4920 : 2012



Solidez da cor por atrito

ISO 105X12



Inflamabilidade

BS EN1021-1
CA Technical Bulletin 117-2013



Resistente à luz



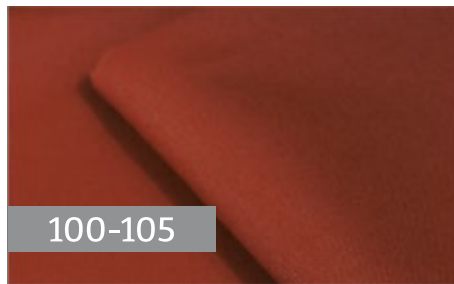


ISO 105 B02:2014




Solidez da cor à suor

ISO 105 E04-2013








Indoor E Outdoor







200-201



200-202



200-203




200-204



200-205




200-206



200-207



200-208






200-209




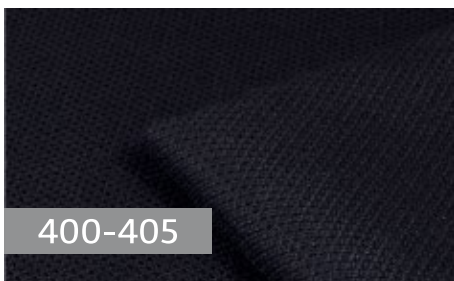


200-210

COLEÇÃO
Carmel.












COLEÇÃO

Carmel.

Tecido de alta performance





As imagens dos tecidos são meramente ilustrativas.
A cor pode variar conforme as configurações do monitor.
Recomendamos consultar amostras físicas para maior precisão.

Linhas & Rústicos

Para móveis que expressam
autenticidade e simplicidade através
de texturas inspiradas na natureza.

Baron

Largura: 1,42 m
Composição: 100% Poliéster

Feito com fio chenille, possui ligamento em tela, toque macio e forro estruturado, ideal para peças aconchegantes e resistentes.



R

Baron



Dart


Largura: 1,44 m
Composição: 100% Poliéster

**Construção maquineta
com mesclas sutis de tons
sobre tons e um leve brilho,
criando um visual elegante.**



R

Dart



Linho Florence

Largura: 1,45 m
Composição: 100% Poliéster

**Tecido flamê maquinado
com mescla de tons
sobre tons,
oferecendo textura
refinada e sofisticação.**



Linho Florence





Lótus

Largura: 1,44 m
Composição: 100% Poliéster

**Construção plana em tela com mescla de tons sobre tons,
com forro estruturado que garante durabilidade
e acabamento elegante.**



Lótus



Royale



Largura: 1,44 m
Composição: 100% Poliéster

Tecido maquinado com leve textura, brilho e forro estruturado, proporcionando sofisticação e funcionalidade ao ambiente.



R

Royale



Volcano

Largura: 1,42 m
Composição: 100% Poliéster

Textura bouclé com toque aveludado e um brilho suave na superfície, unindo charme e conforto.



Volcano



Aston Wr

Largura: 1,45 m





Composição: 100% poliéster



**Tecido repelente a água,
permite móveis mais resistentes.
Possui linda trama sarjada em tons
apastelados e neutros.
Reforçado em forro (non oven)**



Aston Wr



Benson

Largura: 1,45 m

Composição: 93% poliéster






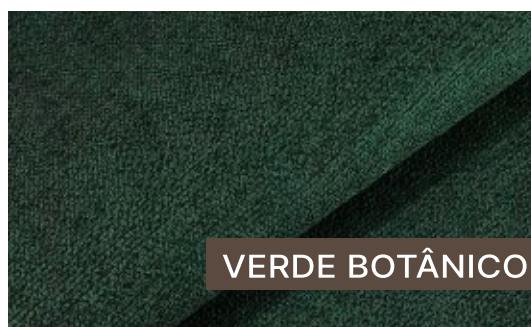



7% poliamida



**Estrutura confortável consolidada pela Poliamida,
possui trama fechada em fios volumosos e densos.
Forro em pongee.**



Benson





Bouclê




Largura: 1,45 m

Composição: 93% poliéster
7% poliamida

Textura em bouclê compacto e definido, de superfície macia e acolhedora, forrado (Pongee), proporciona conforto e aconchego por seus tons apastelados e suaves.



Bouclê



Bouclê Boss


Largura: 1,42 m

Composição: 100% poliéster


Textura em bouclê alto e volumoso, inspirado nas tendências escandinavas, possui superfície macia e densa

R


Bouclé Boss



OCRE



ARENITO



VANILLA




AVEIA




NUVEM



LAGUNA



NIQUEL



IRON



MOGNO











Bouclê Persa

Largura: 1,42 m
Composição: 100% poliéster

Textura em bouclê médio e denso, superfície macia e confortável. Em cores neutras e de tendências da arquitetura, possui acabamento forrado (pongee)



Bouclê Persa



Clark

Largura: 1,45 m

Composição: 94% poliéster

6% Poliamida

**Estrutura confortável consolidada pela Poliamida,
vasta grade de cores em um visual estonado fosco.**



Clark



NATURAL



INOX



GRAFITE



GRANITO



MARINHO



TOPÁZIO



PACÍFICO



EUCALIPTO



LINHO



BEGE



AVELÃ



COFFEE



PAPRICA



PAPAYA



MAUVE

Colt




Largura: 1,45 m

Composição: 100% poliéster

Tramas em tela delicada e pequena, possui mesclas de tom sobre tom, estilo rústico moderno. Reforçado em forro (non woven)



Colt



**Textura inspirada nos linhos
texturizados, com tracejos
adicionais em seu padrão.**







Foster

Largura: 1,45 m

Composição: 100% poliéster



Foster



Houston

Largura: 1,45 m





Composição: 100% poliéster



Tecido em padronagem média e efeito acetinado que traz toque de sofisticação e brilho suave à superfície



Houston



Lincoln



Largura: 1,45 m

Composição: 100% poliéster

**Trama em tela grande e larga,
de toque encorpado e denso.
Acabamento forrado (pongee)**



Lincoln



Linho Allen

Largura: 1,45 m




Composição: 100% poliéster



**Textura de linho mescla com contrastes de cores,
formando ranhuras naturais e efeito visual rústico.
Possui toque confortável e acabamento reforçado em forro (non oven)**



Linho Allen



Linho Brooks

Largura: 1,45 m

Composição: 100% poliéster

Trama em tela definida unindo a simplicidade com um toque rústico da mesclagem de cores ton sur ton. Reforçado em forro (non oven)



R

Linho Brooks



MARFIM




LINHO




PALHA




KAKI




TABACO




FENDI



CHUMBO



CINZA



GRAFITE

Linho Carter








Largura: 1,45 m

Composição: 100% poliéster



Textura de linho formando na mescla um padrão de repetição angular, de estrutura encorpada, apresenta-se como um linho mais fechado, acabamento reforçado em forro (non oven)

Linho Carter



Linho Collins





Largura: 1,45 m

Composição: 100% poliéster

Padronagem trançada com fios foscos e fios intensos, esse linho destaca-se pela mescla do tradicional com o moderno. Possui toque macio e estrutura encorpada. Acabamento reforçado em forro (non oven).



Linho Collins



Linho Scott

Largura: 1,45 m







Composição: 100% poliéster



Um dos linhos mais rústicos da coleção, de toque texturizado, se compõe em mesclas ton sur ton. Forro reforçado (non oven)



Linho Scott





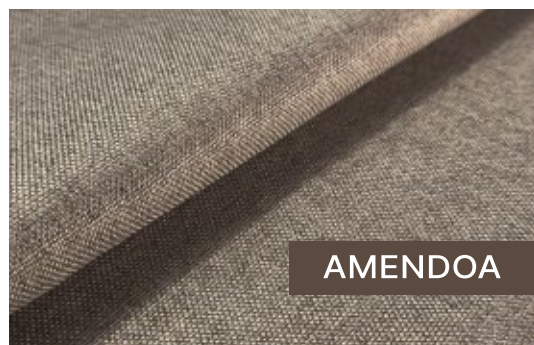




Phillips

Largura: 1,45 m

Composição: 100% poliéster

Textura de linho clássico e de toque extremamente confortável devido ao seu acabamento amaciante. As cores se complementam em tons terrosos e neutros. Possui acabamento forrado (pongee).

R



Suede New Bull




Largura: 1,45 m

Composição: 100% poliéster

**Textura compacta e plana em pele animal,
cartela de cores em releituras da fauna, possui forro em Pongee.**



Suede New Bull





Atacama

Largura: 1,40 m

Composição: 70% PVC

30% poliéster

**Textura de pele animal
de efeito fosco.**



R


Atacama



SAARA



CASCALHO



SAND




CHARUTO




GOLDEN



CONHAQUE



EXPRESSO



ONYX

**Textura de pele animal
com acabamento em brilho**

Dakota








Largura: 1,40 m

Composição: 70% PVC

30% poliéster



Dakota



Durango

Largura: 1,40 m








Composição: 70% PVC

30% poliéster

**Textura lisa de pele animal
com leves estonados.
Possui forro em Pongee.**



Durango



Base plana e de brilho acetinado, ideal para ambientes modernos e que exigem praticidade, limpeza e durabilidade.

Possui forro em Pongee.

Galaxy

Largura: 1,40 m

Composição: 70% PVC
30% poliéster



Galaxy

BRANCO

FENDI

WHITE

PÉROLA

RATO

SÉPIA

CAFÉ

VINHO

PRATA

CINZA

GRAFITE

AZUL

PRETO


Santorini

Largura: 1,37 m









Composição: 80% PVC

20% poliéster

Textura em biomimética de elementos tropicais e naturais. Cartela de cores pensada em ambientes externos.



Santorini





As imagens dos tecidos são meramente ilustrativas.
A cor pode variar conforme as configurações do monitor.
Recomendamos consultar amostras físicas para maior precisão.

Veludos

Para móveis que unem conforto através do toque e personalidade em cores e brilho suave.



Velvet Luxor

Largura: 1,42 m

Composição: 100% poliéster

Veludo de alto padrão,
toque extremamente
agradável e macio



R

Velvet Luxor

CREME

BEGE

CASTOR

AVELÃ

ROSÊ

CAPUCCINO

CHOCOLATE

TABACO

PRATA

TITÂNIO

PRETO

NAVY

TERRACOTA

COBRE

FERRARI

VINHO

FLOREST

OLIVA

ESMERALDA



**Veludo de alto padrão
na sua versão reforçada
com forro,
entrega durabilidade
imponência.
Para melhor eficiência
produtiva.**

Velvet Luxor Dublado

Largura: 1,42 m

Composição: 100% poliéster



R

Velvet Luxor

Dublado



MARFIM



CASTOR



AVELÃ



MARROM



CAPUCCINO



TABACO



SUPER BROWN



CINZA



TITÂNIO



PRETO



ROSE



BORDO



NAVY



PETRÓLEO

R

Velvet Holland

Largura: 1,42 m

Composição: 100% poliéster

Veludo clássico de toque confortável e brilho incomparável, transmite a essência da elegância e da tradicionalidade.



Velvet **Holland**

MARFIM

BEGE

AMÊNDOA

PALHA

CASTOR

OURO VELHO

CANELA

GENGIBRE

MALBEC

PRATA

CINZA

GRAFITE

PRETO

MARROM

SUPER BROWN

NUDE

ROSA ANTIGO

VERMELHO

DENIN

BLUE

ACQUA

MUSGO

Velveteen

Largura: 1,42 m

Composição: 100% poliéster

**Veludo de linha básica,
equilibra qualidade e
economia, para quem
valoriza o custo-benefício**



Velveteen

BEGE

KAKI

PFD

RATO

CACAU

TABACO

SUPER BROWN

MARROM

CAFÉ

PRETO

GRAFITE

SAFIRA

MARINHO

PETRÓLEO

ESMERALDA

VERMELHO

Tecidos para Colchão

Desenvolvidos especialmente para atender a fabricação de colchões, com medidas assertivas à necessidade do produto.



As imagens dos tecidos são meramente ilustrativas.
A cor pode variar conforme as configurações do monitor.
Recomendamos consultar sempre as fichas para maior precisão.



Linen 2,10




Largura: 2,10 m

Composição: 100% poliéster

Nossa clássica textura de linho na sua versão apropriada para a fabricação de colchão.



Linen 2,10



Velveteen 2,10






Largura: 2,10 m

Composição: 100% poliéster

Nosso veludo de excelente custo benefício na versão customizada para a fabricação de colchão



Velveteen 2,10



Malha para Colchão

Largura: 2,20 m
Composição: 100% Poliéster

As imagens dos tecidos são meramente ilustrativas.
A cor pode variar conforme as configurações do monitor.
Recomendamos consultar amostras físicas para maior precisão.


Largura de 2,20m, com desenhos geométricos e abstratos em jacquard.
Macia, resistente e perfeita para a produção que exige acabamentos sofisticados.



Malha para Colchão 01



Malha para Colchão 02



Malha para Colchão 03



Malha para Colchão 04



Linha Fibras



As **fibras são ótimas** para o enchimento de diversos tipos de produtos, são antialérgicas, duráveis e higiênicas. Além disso, as fibras possuem alto poder de recuperação e facilidade de manuseio. Aqui tem qualidade garantida: a Rozac é certificada pela ABVTEX (Associação Brasileira do Varejo Têxtil).

Aplicações

O material pode ser utilizado em enchimentos (*bonecos, móveis, estofados, amofadas e travesseiros*) na fabricação de *mantas e edredons*, na produção de *tecidos e não tecidos*.

FIBRA NÃO TECIDOS

- 14D x 64 mm Sólida Preto
- 21D x 64 mm Sólida Preto
- 3D x 64 mm Sólida Branco
- 3D x 64 mm Sólida Preto




FIBRA LOW MELT

4D x 51 mm



FIBRA SILICONADA

- 6D x 64 mm
- 7D x 32 mm
- 7D x 64 mm
- 7D x 64 mm GREEN
- 12D x 51 mm
- 15D x 64 mm



FIBRA SECA

- 7D x 64 mm
- 15D x 64 mm



FIBRA PENA DE GANSO 38MM



Grampos Industriais

Lorem ipsum



Grampos Industriais

Medidas:

14/38

14/40

14/42

14/45



Medidas:

80/06

80/08

80/10

80/13





CENTRAL AMERICANA/SP

Rua Dom Pedro II, 404

Vila Santa Catarina Americana/SP

Cep 13465-040

Telefone: +55 (19) 2108-4600

Email: contato@rozac.com.br



CONTATO:

